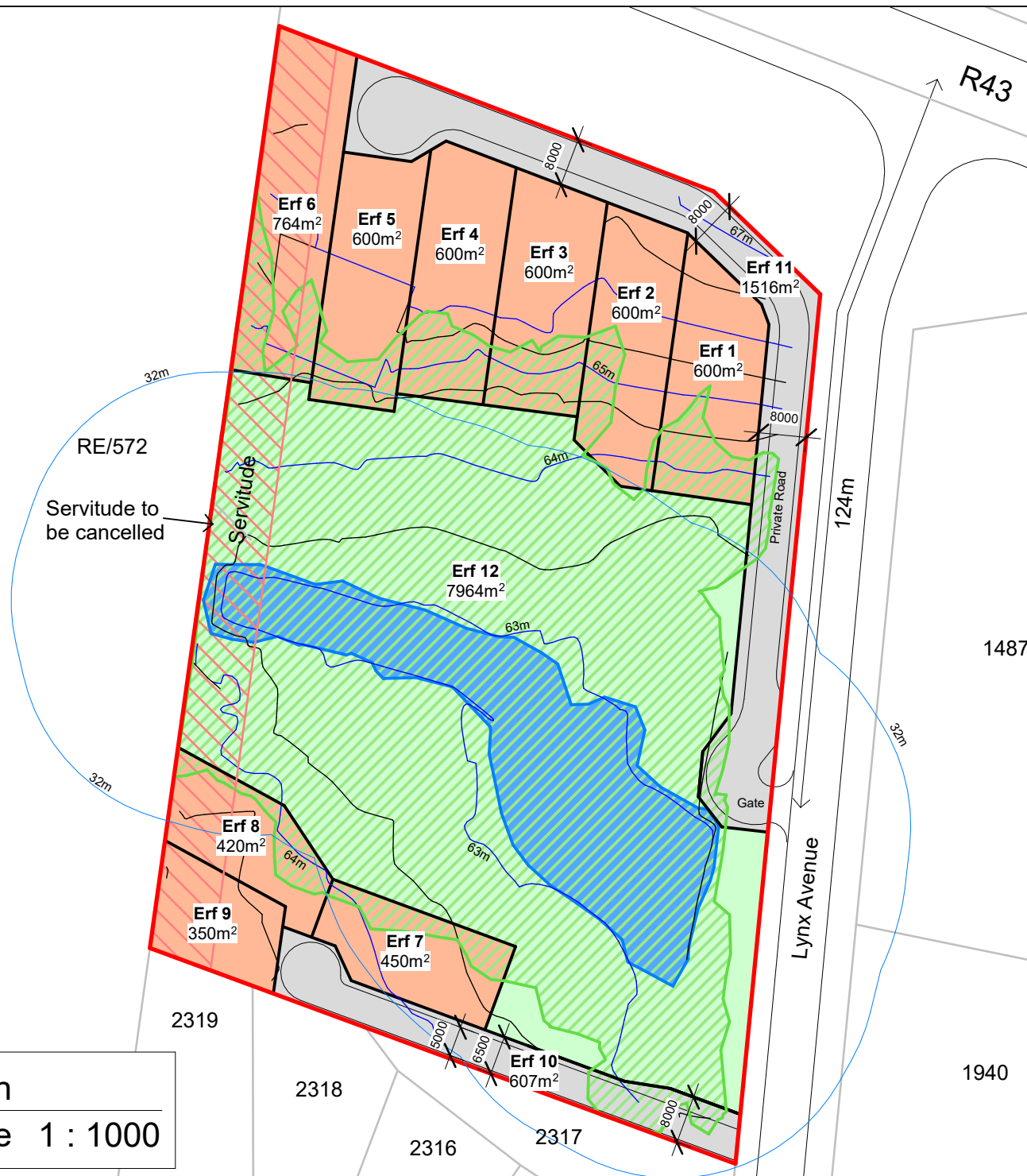




Site Plan
A4 Scale 1 : 1000







PROJECT

Erf 1486 Vermont

TITLE

Site Plan

Erf	Zoning	Land Use	% Seasonal Wetland on Residential Erven	Area
1	GR1	Town Housing	30%	600m ²
2	GR1	Town Housing	19%	600m ²
3	GR1	Town Housing	30%	600m ²
4	GR1	Town Housing	30%	600m ²
5	GR1	Town Housing	22%	600m ²
6	GR1	Town Housing	26%	764m ²
7	GR1	Town Housing	30%	450m ²
8	GR1	Town Housing	29%	420m ²
9	GR1	Town Housing	0%	350m ²
10	OS3	Private Road	N/A	607m ²
11	OS3	Private Road	N/A	1516m ²
12	OS3	Private Open Space	N/A	7964m ²
Total			15%	15069m ²

-  Application Area
-  Permanent Wetland (depression)
-  Seasonal Wetland
-  Servitude (to be cancelled)

CLIENT

DRAWN BY

JM

CHECKED BY

AW

DATE

25/09/2025

INDEMNITY

INTERACTIVE TOWN & REGIONAL PLANNING MAKES NO WARRANTY OF ANY KIND, EXPRESSED OR IMPLIED, WITH REGARD TO THE DATA AND SHALL NOT BE LIABLE IN ANY EVENT FOR ANY INCIDENTAL OR CONSEQUENTIAL DAMAGES IN CONNECTION WITH OR ARISING OUT OF THIS DATA. THE DATA REMAINS THE SOLE PROPERTY OF THE CLIENT AND MAY ONLY BE USED FOR THE PURPOSES OF A PROJECT WITH THE PRIOR WRITTEN APPROVAL OF THE CLIENT.

DRAWING NUMBER

Rev 20 D

A4 SCALE

InterActive Town & Regional Planning

Andre Wiehahn Pr Pln A/927/1996
B Art et Sc (Town and Regional Planning)
Telephone 028 312 1668
Cell phone: 082 466 0490
E-Mail: wiehahn.a@gmail.com

